Week Beginning: 20.04.2020		Year group:5	Classes: 5AW, 5HT, 5CSt	Email Address: Forestyear5@forestlodgeacademy.co.uk
English	Over the next couple of weeks, we will be focusing on persuasive writing, using our topic 'Vicious Vikings and Anglo-Saxons' to write letters to persuade….. PowerPoints mentioned can be found in our home learning area and resources listed are below this grid.	**1. Reading Comprehension** Read the attached text and complete the reading comprehension questions. **Victorious Vikings- Resource 1** **Victorious Vikings Questions- Resource 2 (Scroll down)** **You can email us your answers or wait until Friday 24th when we will upload the answers for you to self –mark.**	**2.** Research/mind maps Your task is to research all about **what would have made a great Viking Warrior**. You already learnt some fact about Vikings yesterday and below are some links to YouTube videos which may help. Also, feel free to do your own research on the internet but don't forget to check with an adult whether it is an appropriate child friendly website. Once you have done your research, create a presentation or a mind map in your exercise book listing the things that would have made a great Viking warrior – try to think of at least 4 things! You can add pictures and colour it in also if you wish! ☺ https://www.youtube.com/watch?v=qT7WWIoQzKQ https://www.youtube.com/watch?v=gA6b-H7VM3U	**3.** Work through the Embedded Clauses PowerPoint found on the school website. Work through the activities found on the PowerPoint in your exercise book. Please email us for any help if you are stuck. **Once you have completed the work, please email us your sentences so we can see the great work you have been doing!**
Maths	This week we will be recapping what we already know about fractions and decimals before we begin to look and percentages.	**1.** Work through the Fractions and Decimals powerpoint found on the school website.	**2.** Work through the Percentages 1 powerpoint found on the school website. Complete the activities and questions found on the powerpoint in your exercise book.	**3. Arithmetic Test** Complete the attached arithmetic test – resource 3.

	We will also complete a year 5 Arithmetic Test. There has also been lessons added to Mathletics for you to complete to recap work we have already completed throughout year 5. PowerPoints mentioned can be found in our home learning area and resources listed are below this grid. Please try and complete all three maths activities and your Mathletics work during the week.	Complete the activities and questions found on the powerpoint in your exercise book. **Once you have completed the work, please email us your answers so we can see the great work you have been doing!**	**Once you have completed the work, please email us your answers so we can see the great work you have been doing!**	Give yourself 30 minutes to complete the test in your workbook – remember jolly jottings. When completing the test remember to do what you can, use your jolly jottings and try to improve on your score each week. **We will upload the answers for you to self –mark your test on Friday 24th.**
Topic	Our topic for this half term is **Vikings and Anglo-Saxons**. The main focus of the topic will be looking into the History of these groups and seeing how they changed life in Britain. We have already done a little research on the Anglo-Saxons and where they came from and where in Britain they settled.	**1. E-safety** On the school website there is section under Work From Home about 'Online Safety and Support'. Have a look at this with your child and complete one of these E-safety activities. We would love to see what you have been up to so we can put up some work work on our WOW work from home tab.	**2. Research** When the Vikings invaded Britain and where the Vikings came from compared to the Anglo – Saxons. You could create a power point about this or a poster. Here is a simple version of a poster. 	**3. Creative Activity** We would like to you create an Anglo-Saxon warrior. You can draw it or create one with materials if you have any and label the key characteristics of your warrior. Also give your Anglo-Saxon a name e.g. Meet Boden. He enjoys fighting, wearing tunics made of cotton and carrying a wooden shield. He also loves to farm sheep.

			You could use this website to help you. https://www.bbc.co.uk/bitesize/topics/ztyr9j6/articles/zjcxwty https://www.bbc.co.uk/bitesize/clips/zv2mhyc **Challenge:** List 3 reasons to explain **why** the Vikings came to Britain. If you were a Viking where would you have invaded and why? We would love to see some pictures of your completed work or email us your power points!	Here are some ideas that may help you to name your warrior. **Ideas for Anglo-Saxon names:** Abrecan (storm - male) Aedre (stream – female) Aglaeca (fighter – male) Aheawan (cuts down – male) Andsaca (enemy – male) Archibald (bold – male) Betlic (splendid – male) Bliss (happy – female) Boden (messenger – male) Brigantia (Yorkshire goddess – female) Cate (innocent – female) Cearo (sorrow – female) Darelle (loved – female) Earle (chief – male) Geraint (a king's name – male) Ryce (powerful – male) Sinley (friendly – male) Torr (tower – male) **OR** You could make a collage of an Anglo-Saxon journey to Britain. You could use material, paint, chalk, pictures from the Argos catalogue!

Spellings	Here are your 10 spellings (List 22). We will continue to change these weekly so you can do your own spelling test on a Friday. These spellings will also be available to practise on Spelling Shed. We would love to hear by email how you do on your weekly tests!	though although dough doughnut rough	enough tough plough bough toughen	**Journaling activities you could try:** Write them alphabetically Try and learn a new calligraphy font Try and sign them using the sign language alphabet Draw an picture of each	
Reading	We still expect your child to be reading at least three times a week.	Children should be encouraged to log onto reading eggs however they could also listen to audiobooks via: https://stories.audible.com/discovery			

Resource 1 – Reading text

Victorious Vikings

The Vikings came from the area of the modern Scandinavian countries (Denmark, Norway and Sweden). They set out in boats called longships to 'go Viking' (which meant to go travelling around looking for resources and land). The Vikings first arrived in Britain around AD 787 and in AD 793 they raided the monastery at Lindisfarne in Northumbria and stole many items from it.

The Vikings came to Britain looking for new items to steal and trade. In addition to this they wanted land that they could take and use for themselves. The Vikings particularly liked to raid monasteries, like the one at Lindisfarne. The monasteries were not very well protected and contained important goods like gold, jewels and food. The Vikings also stole manuscripts (handwritten books) and bibles, which they later sold back to the monasteries!

When the Vikings first came to Britain they raided, took what they could and then went home again. However, in AD 850 some Vikings stayed in Britain over winter for the first time on the island of Thanet. They enjoyed the milder climate and made use of the rich natural resources.

Later the Vikings started to look for places they could take for their own and settle in for good. By AD 866 they had captured the city of York that eventually became a successful and important Viking city.

The Anglo-Saxon king of Wessex, Alfred the Great, fought against the Vikings in AD 878 and forced them out of the South of England, but this did not last long. Later that year the Vikings took over Wessex and forced King Alfred into hiding. They then went on to capture more places and many Vikings decided to live in Britain forever.

Viking Warriors

The Vikings are probably best known for their fierce warriors. They were expert fighters, very organised and brave in battle.

Viking warriors are often shown in pictures wearing helmets with horns but they did not really wear horned helmets in battle. Instead, the Vikings' helmets, which were made of leather or metal, would have been smooth and close fitting to the head. It is thought that horned helmets were worn only in religious ceremonies.

The Viking warriors carried large shields (about 80-90cm in diameter), which were made of wood and covered in leather. Sometimes the shields would be made with metal as well. They were held using a single hand grip on the back as this made them easier to move around.

The axe was a Viking warrior's main weapon but they also used spears and swords. Swords were very special weapons as they were often given to brave warriors who had done well in many battles. Swords were often double edged with a ridge running down the full length of the centre of the blade.

The Vikings believed that brave warriors who died in battle would go to Valhalla. This was like a heaven for warriors and the place where their chief god, Odin, lived.

twinkl

Questions

Record your answers in complete sentences

Read the text carefully and then answer the following questions in as much detail as you can.

1. When did the Vikings first arrive in Britain?

2. Why did the Vikings choose to come to Britain?

3. Which monastery did the Vikings raid first? What happened?

4. Why did the Vikings begin to settle permanently in Britain? Find two reasons.

5. Which city did the Vikings take over in AD 866?

6. Who was King Alfred the Great and what did he do?

7. Give two reasons why the Vikings made good warriors.

8. Draw and label a Viking helmet, shield or sword.

9. If you were a Viking warrior, which weapon would you choose? Why?

_____

_____

10. Where did Viking warriors believe they went if they died in battle?

_____

_____

Challenge

Can you draw and label what you think a Viking warrior might have looked like.

Resource 3 – Arithmetic Test

1 457 + 100 =

1 mark

2 164 - 80 =

1 mark

3 88 ÷ 4 =

1 mark

4 $\frac{1}{7} + \frac{5}{7} =$

1 mark

5 $\frac{7}{8} - \frac{3}{8} =$

1 mark

6 $4527 + 3298 =$

1 mark

7 6173 - 366 =

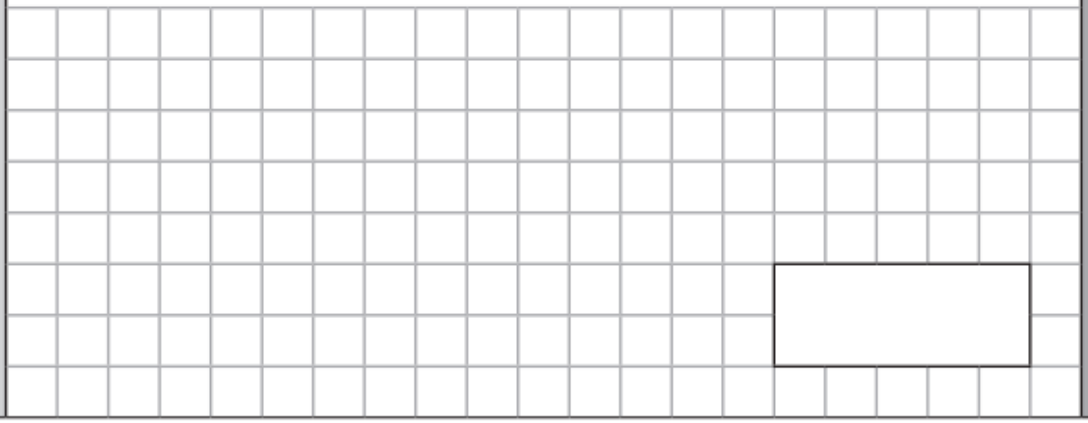

1 mark

8 6 x 7 =

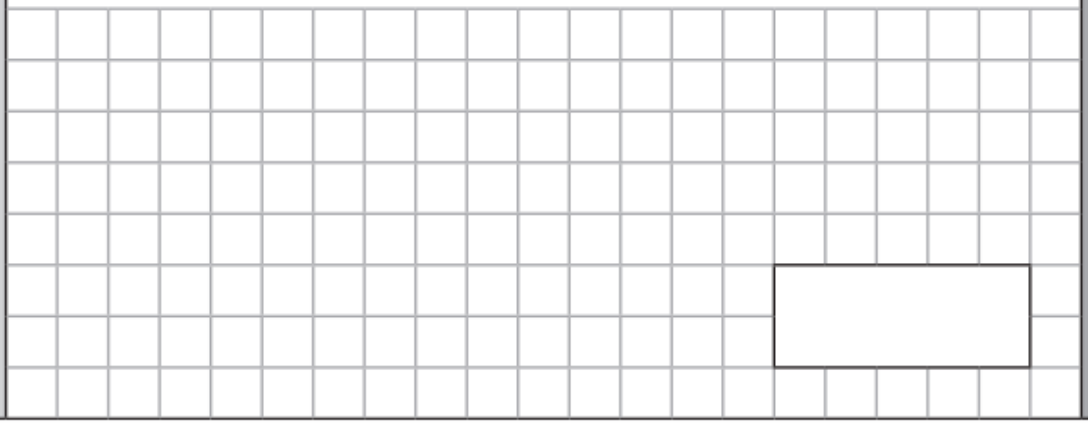

1 mark

9 5 x 7 x 3 =

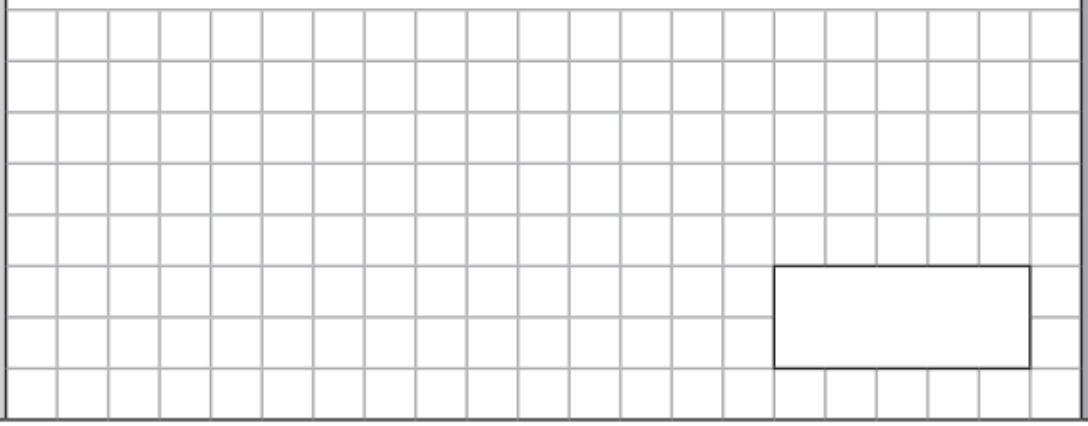

1 mark

10 462 x 8 =

1 mark

11 3.4 + 0.9 =

1 mark

12 45 ÷ 10 =

1 mark

13 $\frac{1}{3}$ of 15 =

1 mark

14 82 675 + 5278 =

1 mark

15 50 000 - 600 =

1 mark

16 826 775 - 83 592 =

1 mark

17 7^2

1 mark

18 70 x 6 =

1 mark

19 $720 \div 9 =$

1 mark

20 $1.2 \times 1000 =$

1 mark

21 $\frac{3}{4} + \frac{1}{8} =$

1 mark

22 $\frac{7}{10} - \frac{1}{5} =$

1 mark

23 $\frac{1}{2} \times 6 =$

1 mark

24 $5.6 + 1.57 =$

1 mark

25 728 x 15 =

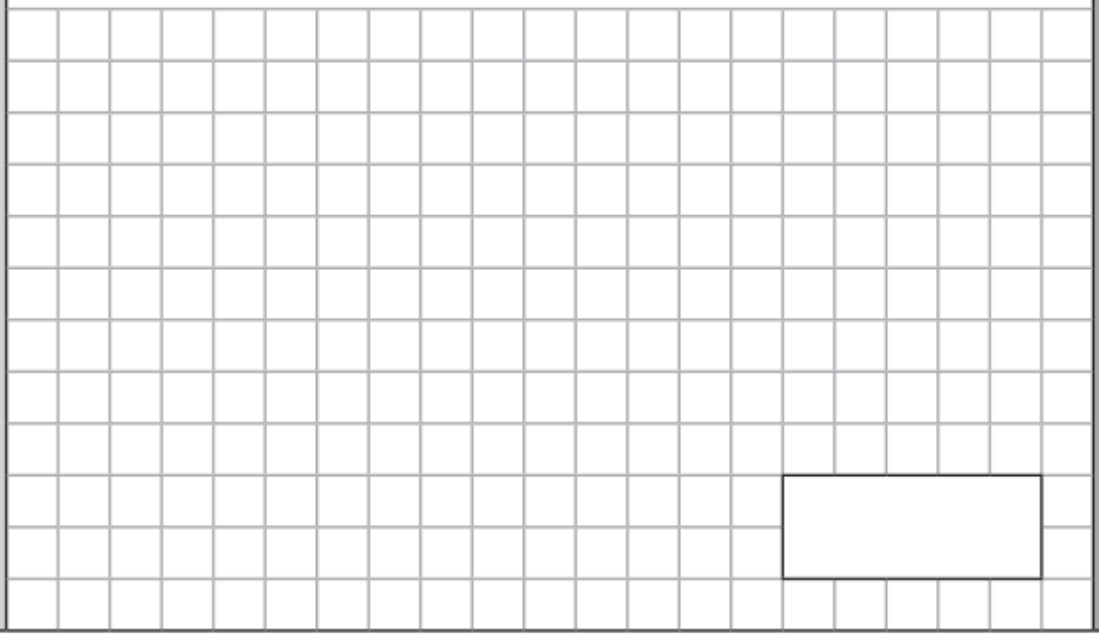

2 marks

26 5735 x 26 =

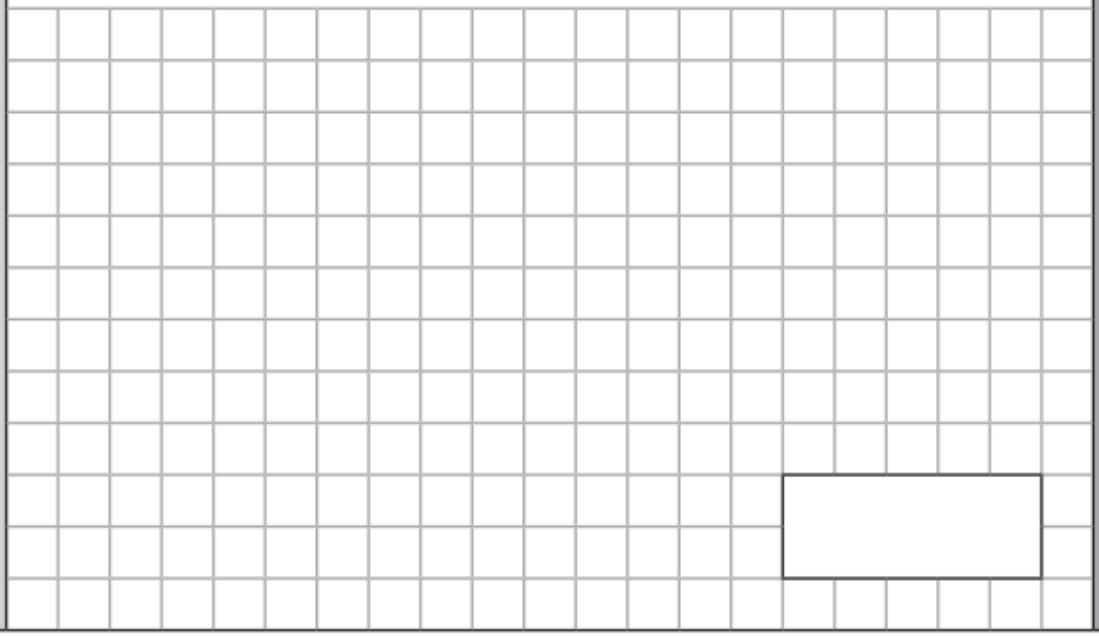

2 marks

27 396 ÷ 6 =

2 marks

28 8729 ÷ 7 =

2 marks