

<p><b>Week Beginning:</b> <b>04.05.2020</b> <b>Goldilocks and the Three Bears</b></p>	<p><b>Year group: Reception</b></p>	<p><b>Classes:</b> <b>RRH, RSS, RVP – Mrs Hubbard, Mrs Sterland, Miss Parker</b></p>	<p><b>Email Address:</b> <b>forestreception@forestlodgeacademy.co.uk</b></p>
---	-------------------------------------	--	--

**English**

This week we would like you to read the story of Goldilocks and the 3 bears.

I wonder if you can retell and write the story of Goldilocks and the three bears using the format below:

Setting		Characters	
Beginning	Middle	End	

Challenge: Can you think of how the story could have ended in a different way?

Let's think about the characters in the story? Were they naughty or nice?

I wonder if you could draw your favourite character in your red book and describe them?

Think about how they look and what they are like...

Bear			
Appearance		Qualities	
furry	black nose	round ears	grateful
friendly	thankful	soft	sweet
hairy	caring	huge body	lovable
large	sharp claws	kind	gentle

Goldilocks is very sorry for eating the bears porridge, for breaking the chair and falling asleep in baby bears bed, she would like some help to write a letter to the bears.



**Goldilocks**  
5 Buttercup Lane  
The Village

Dear Three Bears,

from Goldilocks xxx




**Maths**

This week we are learning about....

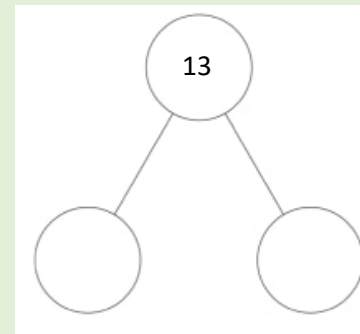
The numeral 13 and sharing.

**The first two activities can be completed in the red books.**

Learn all about 13 by looking at the video. Look at the 13 numeral board, can you count how many '13's' you can see? Now look at the 13 representation board, how many ways can you find 13?




How many different ways can you make 13? Use pasta, smarties, and buttons – anything you can find at home and get an adult to draw this in your book.



Look at the video and let's get sharing.

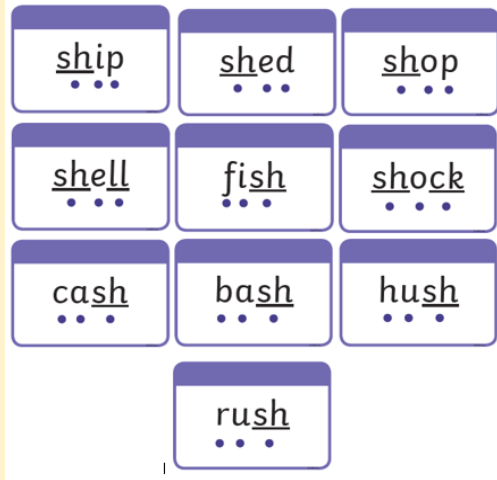


Make some number cards on paper or post it notes to 13. With mum or dad choose a number and count that many

		<p>In your books can you make and draw 13. Can you practise writing 13?</p> <p><b>CHALLENGE:</b> Can you write your numerals to 13. Count to 13 and back with an adult.</p>	<p>Then have play and write down all the ways you can make it in your red books.  <math>10 + 3 = 13</math>          Draw it in your books and take some photos. Send them to:  <a href="mailto:ForestReception@forestlodqeademy.co.uk">ForestReception@forestlodqeademy.co.uk</a></p>	<p>objects (it could be sweets/pebbles/pasta/Lego). Then can you share them between you and mum or dad. Can that number be shared equally so you both get the same?  <b>CHALLENGE:</b> What numbers can be shared equally? Write them in your books.</p>
<p><b><u>Topic</u></b></p>	<p>This term our topic is 'Into the woods'. This week we will be learning about 'Goldilocks and the Three Bears'.</p>	<p>Goldilocks likes to eat porridge. I wonder how you like to eat porridge. Try some porridge. Is it sweet? Salty? Or just plain? How could you make your porridge taste better? I wonder what you could add to it?  <b>CHALLENGE:</b> Draw a picture or take a photo of your porridge and label what you have put in it. Don't forget to send it to us to take a look.</p> 	<p>Can you design a chair for Goldilocks? One that is not too big and not too small but is just right. What colours could you use? What material would it be made out of?  <b>CHALLENGE:</b> Using some boxes you might have around the house make a model of Goldilocks' chair. See if it will hold one of your teddies.</p> 	<p>Go around your house and collect different size teddies. Can you then sort these into large, medium and small?  <b>CHALLENGE:</b> Is there any other ways you can sort your teddies? Maybe by colour? Animal or not?</p>  <p><b>ORDERING AND SORTING WITH TEDDY BEARS</b></p>
<p><b><u>Phonics</u></b></p>	<p>Before we left we were learning all about our Phase 3 sounds and tricky words.</p>	<p>Let's recap our sound 'sh'</p> 	<p>Let's look at the picture and write a 'sh' sentence</p> 	<p><b>Phonics Play</b>  <a href="https://www.phonicsplay.co.uk">https://www.phonicsplay.co.uk</a>  <b>Free if you use this username and password:</b>          Username: <b>march20</b> Password: <b>home</b></p>

Can you watch Mr Mc tell us about 'sh'?  
<https://www.youtube.com/watch?v=Xdl36ymbaAU>

Here are a list of 'sh' words, can you read and blend the sounds together? Maybe you could place them face down on the floor in a line and see how quick you could turn and read them all?



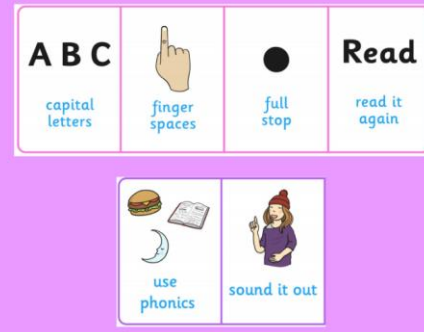
Challenge - Can you think of any other 'sh' words and write them down?

A fish on a dish!

Have a go at drawing the picture and writing the sentence in your red book.

Remember your sentence writing rules.

Remember...



Challenge – can you think of your own 'sh' word sentence and write it down?

## Practical ideas

Here are some practical ideas you could try. Some of them could be linked to our topic, but some of them might be linked other areas of learning.

Take your favourite teddy bear on a walk with you. Can you take some pictures of him hiding in different places? Can you use positional language to describe where he is? e.g. above, behind, between, beneath, beside. Can you draw a picture of your teddy in different places in your red book?



Can you make some teddy bear toast? What ingredients did you use? How did you make them? Can you give someone else in your house instructions on how to make them? What did they taste like?



Using toilet roll tubes, can you make the characters from the Goldilocks story? Can you make the bears different sizes? Can you use them to act out the story?



When Goldilocks sat on the chairs, Daddy Bear's chair was too hard and Mummy Bear's chair was too soft. Can you find lots of other hard and soft objects from around the house and sort them?



Collect lots of different objects from around the garden, your house or on a walk and use string to make a wind catcher/mobile. What sound does it make in the wind?



Have a teddy bear's picnic in the garden. Can you make some invitations for the bears? Can you share out the snacks fairly between them?

